


THE IONIC

The Ionic decorative concrete pole has a unique look that will make any architectural lighting project stand out. Its 15 fluted shaft and ornate historical styling dates back to the early 1900's. From top to bottom, not a detail has been missed, and it is the perfect fit for one of King Luminaire's decorative post top fixtures. It is available in an above grade height of 10'.



Specification Details

Description	Catalog Number	"A" Pole Height Above Grade	"D" Tip Dimension	"B" Direct Burial Length & "F" Dia.	Pole Weight Direct Burial	Pole Weight Base Plate
Ionic 10'	KIC10	9' 9"	10"	4' 6" x 9 1/2"	860 lbs	655 lbs

Other heights may be available. Contact factory.

How to Catalog for Ionic Concrete Pole

Pole Style	Finish	Footing Details	Coating
KIC	E – Etched Finish	DB – Direct Buried FBP – Flush Baseplate SBP – Stub Baseplate	NA – Non Acrylic A – Acrylic AG – Anti Graffiti Coating***
KIC 10'	E 40	DB 140 30/30	GFI NA
Height 9' 9"	Color** 10 – Midnight Lace 11 – Eclipse Black 30 – Salt & Pepper 40 – Pearl Gray 90 – Saluki bronze	Tenon (Post Top Mount) Specify Tenon Size For example 140 30/30 = 2 7/8" OD & 3" long	Options* DR – Duplex Receptacle GFI – Ground Fault Duplex Receptacle SR – 1 Outlet LRN – Ladder Rest BPC – Base Plate Cover AB – Anchor Bolts BA – Banner Arms (clamp on only) FH – Flag Holders (clamp on only)

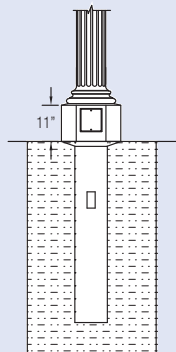
* Consult website for full listings. ** See decor colors on page 2 for full selection of colors.
***Anti Graffiti Coating is extra, consult factory for more details.

Footing Details

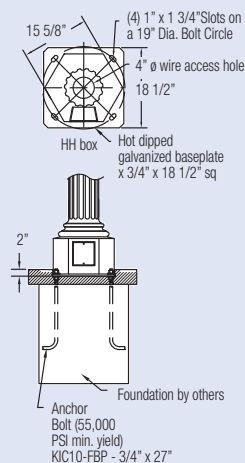
Direct Buried

(Simple and Cost Effective)

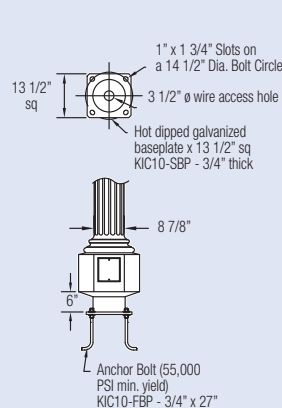
1. Auger the setting hole.
2. Set pole in hole and plumb straight.
3. Backfill* with required backfill tamping every 4" to 6".



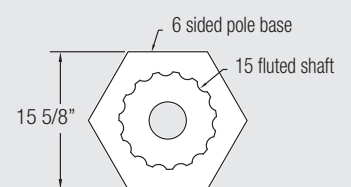
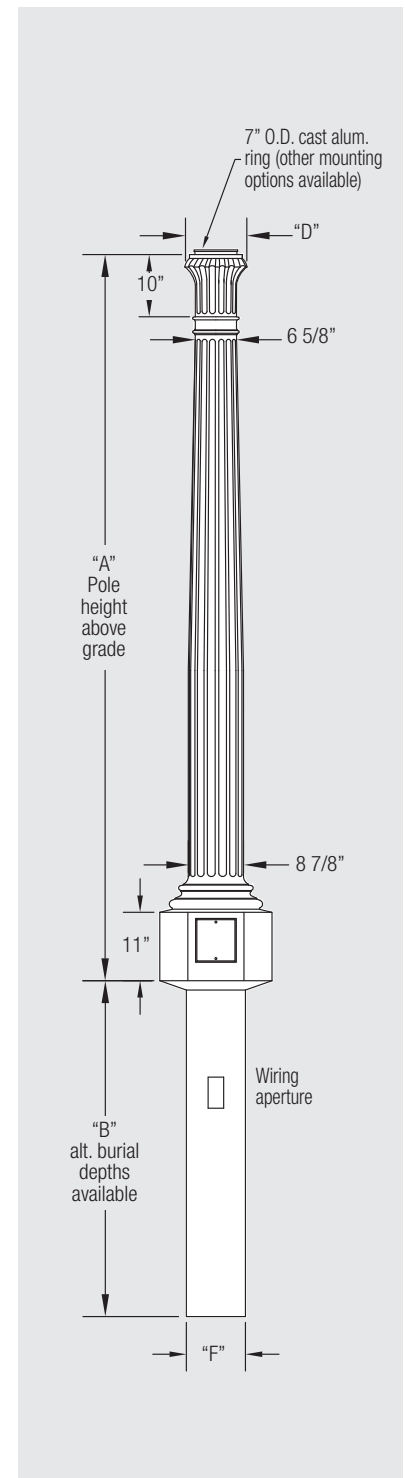
Baseplate Option 1: FBP



Baseplate Option 2: SBP



*Generally the excavated material can be used for backfill, in some situations better backfill may be required.



Typical Pole Cross Section